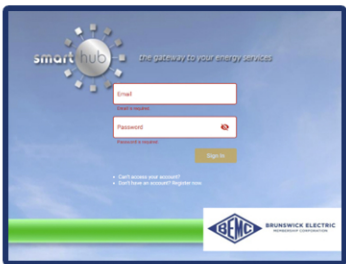


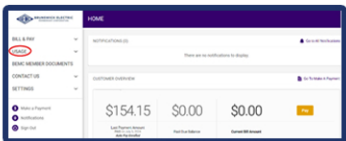


BRUNSWICK ELECTRIC
MEMBERSHIP CORPORATION

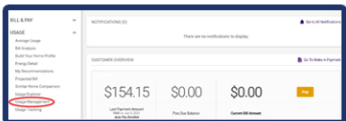
HOW TO USE THE TIME-OF-USE CALCUATOR



1. To access the Time-of-Use Calculator, log in to your SmartHub account on a web browser. This tool is currently unavailable on the mobile app.



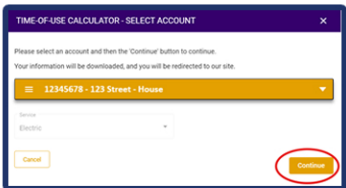
2. Navigate to USAGE on the sidebar.



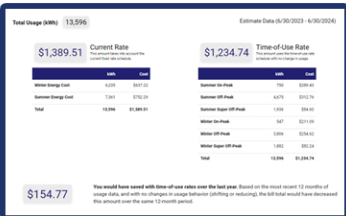
3. Navigate to USAGE MANAGEMENT.



4. Select the Time-of-Use Calculator and click on the Download My Data button.



5. Choose the desired account if you have more than one, then continue.



6. See how Time-of-Use could have impacted your energy bill over the past year. Discover your potential savings and learn how to maximize them by shifting energy usage to off-peak hours.



7. By adjusting the sliders, you can simulate shifting energy consumption from peak to off-peak hours and estimate potential cost reductions.